



OKLAHOMA HORSE RACING COMMISSION AUDIT REPORT OF GAMING OPERATIONS WILL ROGERS DOWNS AND REMINGTON PARK

Contract Audit

August 2021

Cindy Byrd, CPA
State Auditor & Inspector

**OKLAHOMA HORSE RACING COMMISSION
AUDIT REPORT OF GAMING OPERATIONS
WILL ROGERS DOWNS AND REMINGTON PARK
AUGUST 2021**

This publication, issued by the Oklahoma State Auditor and Inspector's Office as authorized by 74 O.S. § 212, has not been printed, but is available on the agency's website (www.sai.ok.gov) and in the Oklahoma Department of Libraries Publications Clearinghouse Digital Collection (<http://digitalprairie.ok.gov/cdm/search/collection/audits/>) pursuant to 65 O.S. § 3-114.



Cindy Byrd, CPA | State Auditor & Inspector

2300 N. Lincoln Blvd., Room 123, Oklahoma City, OK 73105 | 405.521.3495 | www.sai.ok.gov

September 17, 2021

**TO THE MEMBERS OF THE OKLAHOMA
HORSE RACING COMMISSION**

Transmitted herewith is the Audit Report of Gaming Operations for Will Rogers Downs and Remington Park for the month of August 2021. The report is the result of our monitoring and data accumulation in accordance with the State Auditor and Inspector's contract with the Oklahoma Horse Racing Commission (OHRC) and Title 3A of the Oklahoma Statutes for Gaming.

The goal of the State Auditor and Inspector is to promote accountability and fiscal integrity in state and local government. Maintaining our independence as we provide this service to the taxpayers of Oklahoma is of utmost importance.

We wish to take this opportunity to express our appreciation for the assistance and cooperation extended to our Office during our engagement.

Sincerely,

A handwritten signature in blue ink that reads "Cindy Byrd".

CINDY BYRD, CPA
OKLAHOMA STATE AUDITOR & INSPECTOR



**OKLAHOMA HORSE RACING COMMISSION
Audit Report of Gaming Operations
Will Rogers Downs and Remington Park
For the Month of August 2021**

TABLE OF CONTENTS

	<u>PAGE</u>
STATE AUDITOR AND INSPECTOR LETTER.....	4
TOTAL GAMING REVENUE.....	5
COMPARISON OF PRIOR MONTH AND PRIOR YEAR.....	6
YEAR TO DATE GAMING TOTALS.....	7
WILL ROGERS DOWNS REVENUE.....	8
REMINGTON PARK REVENUE.....	9
PRIOR TWELVE MONTH GRAPH.....	10



Cindy Byrd, CPA | State Auditor & Inspector

2300 N. Lincoln Blvd., Room 123, Oklahoma City, OK 73105 | 405.521.3495 | www.sai.ok.gov

**TO THE MEMBERS OF THE OKLAHOMA
HORSE RACING COMMISSION**

We performed an audit in accordance with the OHRC Gaming Contract and Title 3A of the Oklahoma Statutes for Gaming. The information presented in this report is derived from gaming data obtained from the gaming vendors and licensees located at Will Rogers Downs and Remington Park for the month of August 2021.

Because our procedures do not constitute an audit conducted in accordance with generally accepted auditing standards, we do not express such an opinion on the information. This report relates only to this information and does not extend to any financial statements of the racetracks or racinos.

In planning and performing these procedures, we considered the internal control structure of the gaming departments; however, our procedures were substantially less in scope than the procedures we would have applied if we had been engaged to express an opinion on the internal controls. Accordingly, we do not express an opinion on their internal control structure.

Sincerely,

A handwritten signature in blue ink that reads "Cindy Byrd".

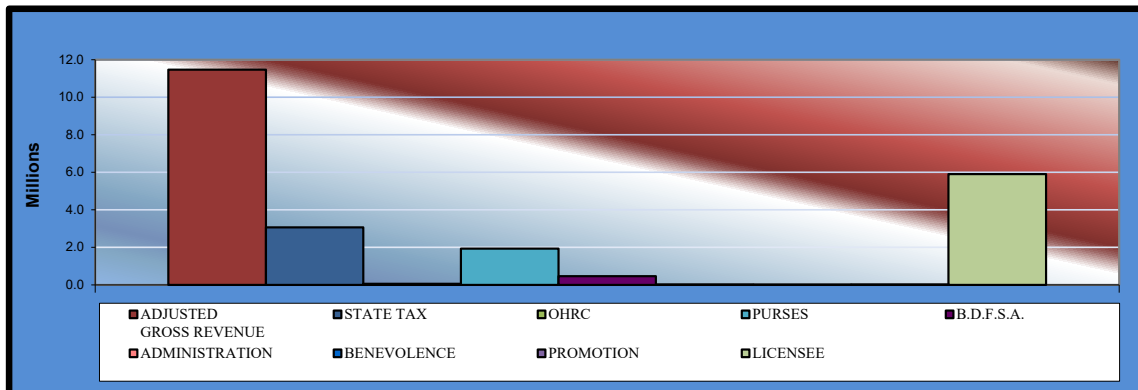
CINDY BYRD, CPA
OKLAHOMA STATE AUDITOR & INSPECTOR

September 17, 2021



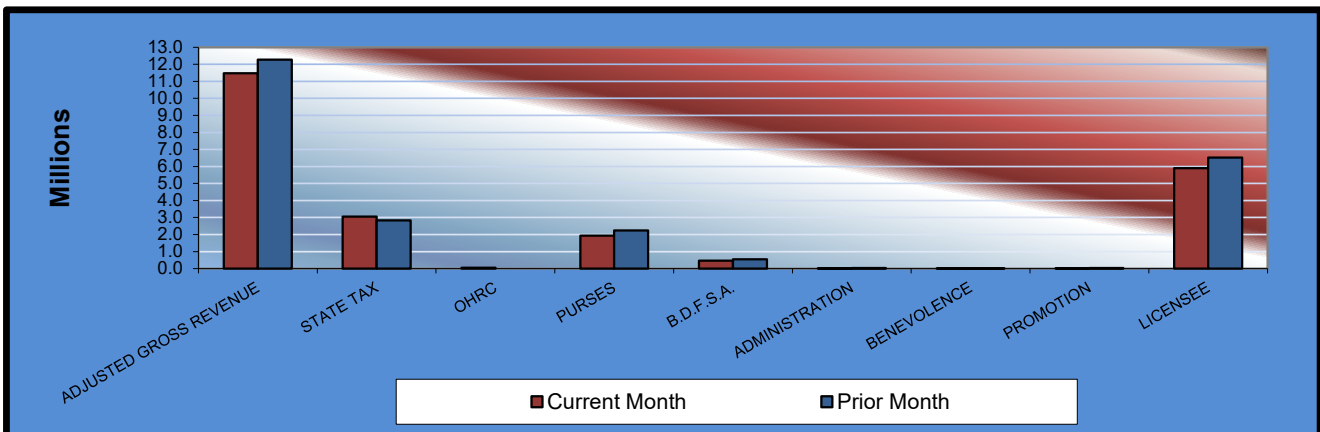
Gaming at Oklahoma Horse Racing Tracks Will Rogers Downs and Remington Park Total Gaming Revenue August 2021

	<u>TOTAL</u>	<u>WILL ROGERS DOWNS</u>	<u>REMINGTON PARK</u>
Gaming Days This Month	62	31	31
Adjusted Gross Revenue	<u>\$11,474,889.53</u>	<u>\$1,901,019.89</u>	<u>\$9,573,869.64</u>
State Tax			
General Revenue Fund	367,471.55	22,812.24	344,659.31
Education Reform	2,694,791.33	167,289.75	2,527,501.58
Oklahoma Horse Racing Commission	57,374.44	9,505.10	47,869.34
Purse Fund			
<u>Purses</u>			
Thoroughbred	1,007,078.53	246,015.74	761,062.79
Quarterhorse	825,100.40	225,231.65	599,868.75
Paint & Appaloosa	98,295.75	25,025.73	73,270.02
<u>Breeding Development Fund</u>			
<u>Special Account</u>			
Thoroughbred	190,412.89	29,691.55	160,721.34
Quarterhorse	252,641.88	22,904.91	229,736.97
Paint & Appaloosa	21,453.38	2,544.99	18,908.39
<u>Administration</u>			
Thoroughbred	12,281.97	2,827.77	9,454.20
Quarterhorse	11,053.77	2,544.99	8,508.78
Paint & Appaloosa	1,228.20	282.78	945.42
<u>Benevolence</u>			
Thoroughbred	6,140.98	1,413.88	4,727.10
Quarterhorse	5,526.89	1,272.50	4,254.39
Paint & Appaloosa	614.10	141.39	472.71
<u>Promotions</u>			
Thoroughbred	12,281.97	2,827.77	9,454.20
Quarterhorse	11,053.77	2,544.99	8,508.78
Paint & Appaloosa	1,228.20	282.78	945.42
Licensee	\$5,898,859.53	\$1,135,859.38	\$4,763,000.15



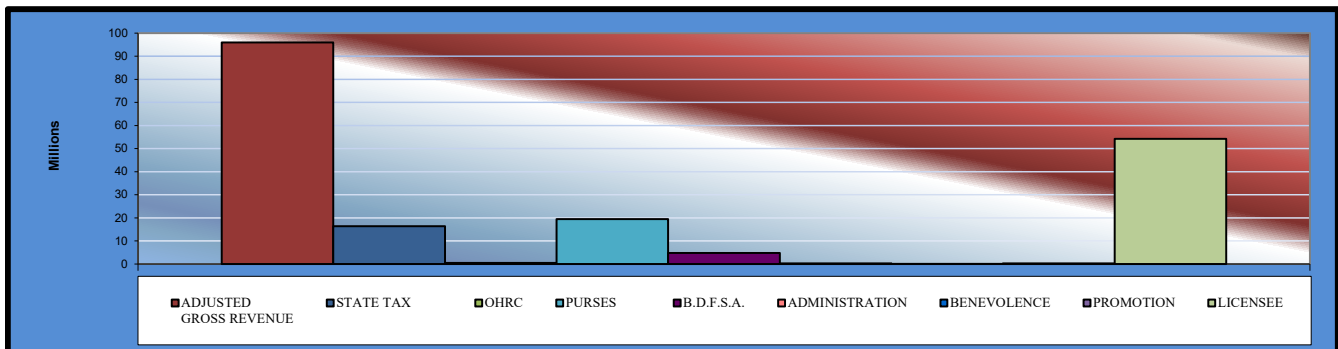
**Gaming at Oklahoma Horse Racing Tracks
Will Rogers Downs and Remington Park
Comparison of Prior Month and Prior Year
August 2021**

	<u>TOTAL</u>	<u>PRIOR MONTH</u>	<u>% CHANGE</u>	<u>August 2020</u>	<u>% CHANGE</u>
Gaming Days	62	62	0.00%	62	0.00%
Adjusted Gross Revenue	\$11,474,889.53	\$12,270,204.27	-6.48%	\$9,541,095.20	20.27%
State Tax					
General Revenue Fund	367,471.55	340,151.92	8.03%	240,053.83	53.08%
Education Reform	2,694,791.33	2,494,447.45	8.03%	1,760,394.78	53.08%
Oklahoma Horse Racing Commission	57,374.44	61,351.02	-6.48%	47,705.48	20.27%
Purse Fund					
<u>Purses</u>					
Thoroughbred	1,007,078.53	1,166,163.08	-13.64%	934,281.24	7.79%
Quarterhorse	825,100.40	953,945.84	-13.51%	740,307.61	11.45%
Paint & Appaloosa	98,295.75	113,759.27	-13.59%	88,922.70	10.54%
<u>Breeding Development Fund</u>					
<u>Special Account</u>					
Thoroughbred	190,412.89	221,552.62	-14.06%	160,785.02	18.43%
Quarterhorse	252,641.88	294,998.29	-14.36%	245,252.04	3.01%
Paint & Appaloosa	21,453.38	25,012.29	-14.23%	20,583.92	4.22%
<u>Administration</u>					
Thoroughbred	12,281.97	14,232.98	-13.71%	11,231.45	9.35%
Quarterhorse	11,053.77	12,809.68	-13.71%	10,108.30	9.35%
Paint & Appaloosa	1,228.20	1,423.30	-13.71%	1,123.15	9.35%
<u>Benevolence</u>					
Thoroughbred	6,140.98	7,116.49	-13.71%	5,615.73	9.35%
Quarterhorse	5,526.89	6,404.85	-13.71%	5,054.15	9.35%
Paint & Appaloosa	614.10	711.65	-13.71%	561.57	9.35%
<u>Promotions</u>					
Thoroughbred	12,281.97	14,232.98	-13.71%	11,231.45	9.35%
Quarterhorse	11,053.77	12,809.68	-13.71%	10,108.30	9.35%
Paint & Appaloosa	1,228.20	1,423.30	-13.71%	1,123.15	9.35%
Licensee	\$5,898,859.53	\$6,527,657.58	-9.63%	\$5,246,651.33	12.43%



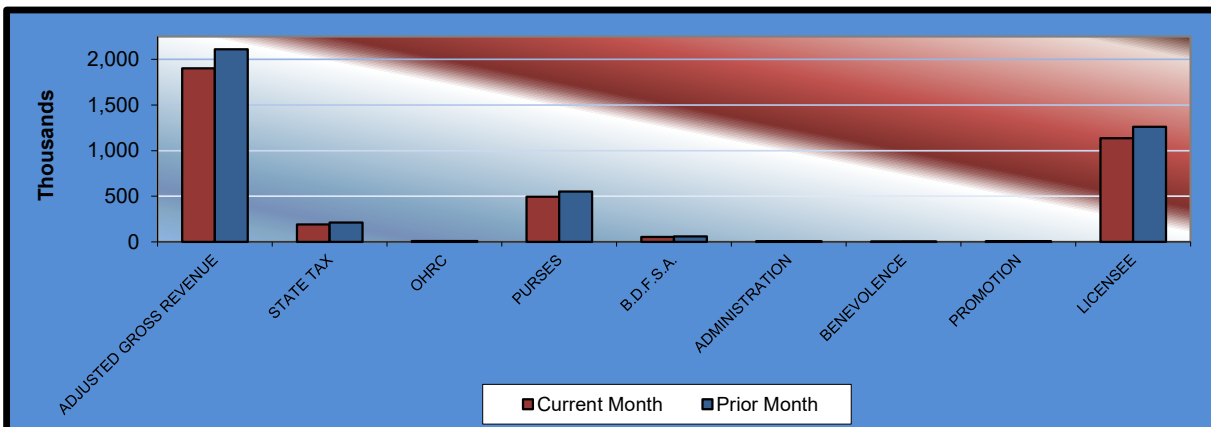
Gaming at Oklahoma Horse Racing Tracks Will Rogers Downs and Remington Park Year to Date Gaming Totals Comparison August 2021

	WILL ROGERS DOWNS	REMINGTON PARK	2021 TOTAL	2020 TOTAL	% CHANGE
Gaming Days This Year	243	243	486	350	38.86%
Adjusted Gross Revenue	<u>\$14,684,916.22</u>	<u>\$81,247,006.82</u>	<u>\$95,931,923.04</u>	<u>\$62,790,078.67</u>	52.78%
State Tax					
General Revenue Fund	176,218.98	1,784,892.25	1,961,111.23	1,016,375.48	92.95%
Education Reform	1,292,272.64	13,089,209.78	14,381,482.41	7,453,420.14	92.95%
Oklahoma Horse Racing Commission	73,424.58	406,235.03	479,659.61	313,950.39	52.78%
Purse Fund					
<u>Purses</u>					
Thoroughbred	1,682,911.75	8,607,882.47	10,290,794.22	7,135,668.51	44.22%
Quarterhorse	1,540,734.68	6,676,933.51	8,217,668.19	5,692,297.68	44.36%
Paint & Appaloosa	171,192.68	815,543.50	986,736.18	686,376.38	43.76%
<u>Breeding Development Fund</u>					
<u>Special Account</u>					
Thoroughbred	203,110.03	1,652,180.89	1,855,290.92	1,359,220.32	36.50%
Quarterhorse	156,684.88	2,557,123.52	2,713,808.40	1,953,102.42	38.95%
Paint & Appaloosa	17,409.44	210,462.83	227,872.27	163,112.52	39.70%
<u>Administration</u>					
Thoroughbred	19,343.81	105,231.43	124,575.24	87,127.07	42.98%
Quarterhorse	17,409.44	94,708.28	112,117.72	78,414.39	42.98%
Paint & Appaloosa	1,934.40	10,523.14	12,457.54	8,712.72	42.98%
<u>Benevolence</u>					
Thoroughbred	9,671.92	52,615.72	62,287.64	43,563.55	42.98%
Quarterhorse	8,704.72	47,354.15	56,058.87	39,207.14	42.98%
Paint & Appaloosa	967.19	5,261.57	6,228.76	4,356.33	42.98%
<u>Promotions</u>					
Thoroughbred	19,343.81	105,231.43	124,575.24	87,127.07	42.98%
Quarterhorse	17,409.44	94,708.28	112,117.72	78,414.39	42.98%
Paint & Appaloosa	1,934.40	10,523.14	12,457.54	8,712.72	42.98%
Licensee	\$9,274,237.43	\$44,920,385.91	\$54,194,623.34	\$36,580,919.45	48.15%



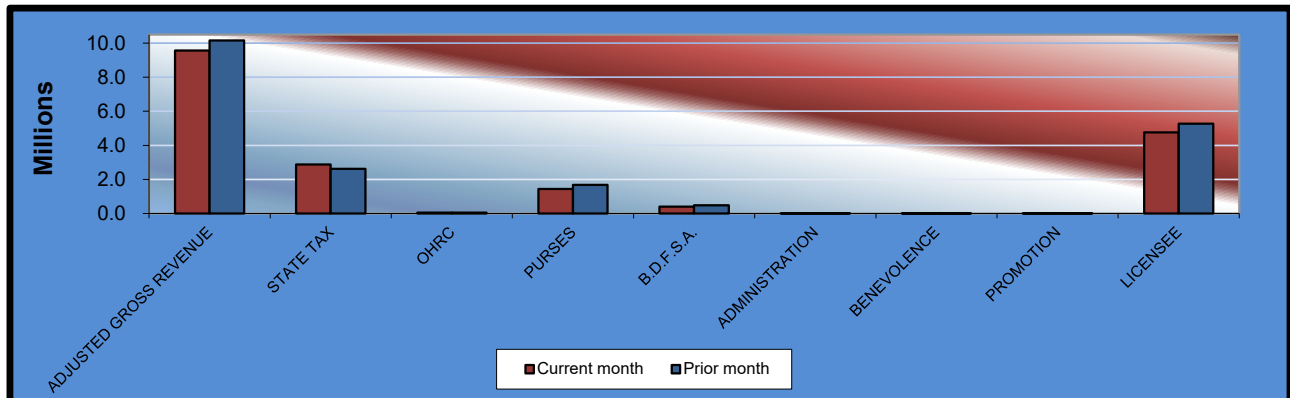
Gaming at Oklahoma Horse Racing Tracks
Will Rogers Downs and Remington Park
Will Rogers Downs Revenue
August 2021

<u>Will Rogers Downs</u>	<u>CURRENT MONTH</u>	<u>PRIOR MONTH</u>	<u>% CHANGE</u>	<u>August 2020</u>	<u>% CHANGE</u>
Gaming Days	31	31	0.00%	31	0.00%
Adjusted Gross Revenue	\$1,901,019.89	\$2,110,723.64	-9.94%	\$1,380,330.10	37.72%
State Tax					
General Revenue Fund	22,812.24	25,328.68	-9.94%	16,563.96	37.72%
Education Reform	167,289.75	185,743.68	-9.94%	121,469.04	37.72%
Oklahoma Horse Racing Commission	9,505.10	10,553.62	-9.94%	6,901.66	37.72%
Purse Fund					
<u>Purses</u>					
Thoroughbred	246,015.74	273,154.03	-9.94%	148,609.79	65.54%
Quarterhorse	225,231.65	250,077.22	-9.94%	136,054.84	65.54%
Paint & Appaloosa	25,025.73	27,786.35	-9.94%	15,117.20	65.54%
Breeding Development Fund					
<u>Special Account</u>					
Thoroughbred	29,691.55	32,966.86	-9.94%	17,935.66	65.54%
Quarterhorse	22,904.91	25,431.58	-9.94%	13,836.08	65.54%
Paint & Appaloosa	2,544.99	2,825.73	-9.94%	1,537.34	65.55%
<u>Administration</u>					
Thoroughbred	2,827.77	3,139.70	-9.94%	1,708.16	65.54%
Quarterhorse	2,544.99	2,825.73	-9.94%	1,537.34	65.55%
Paint & Appaloosa	282.78	313.97	-9.93%	170.82	65.54%
<u>Benevolence</u>					
Thoroughbred	1,413.88	1,569.85	-9.94%	854.08	65.54%
Quarterhorse	1,272.50	1,412.87	-9.94%	768.67	65.55%
Paint & Appaloosa	141.39	156.99	-9.94%	85.41	65.54%
<u>Promotions</u>					
Thoroughbred	2,827.77	3,139.70	-9.94%	1,708.16	65.54%
Quarterhorse	2,544.99	2,825.73	-9.94%	1,537.34	65.55%
Paint & Appaloosa	282.78	313.97	-9.93%	170.82	65.54%
Licensee	\$1,135,859.38	\$1,261,157.38	-9.94%	\$893,763.73	27.09%

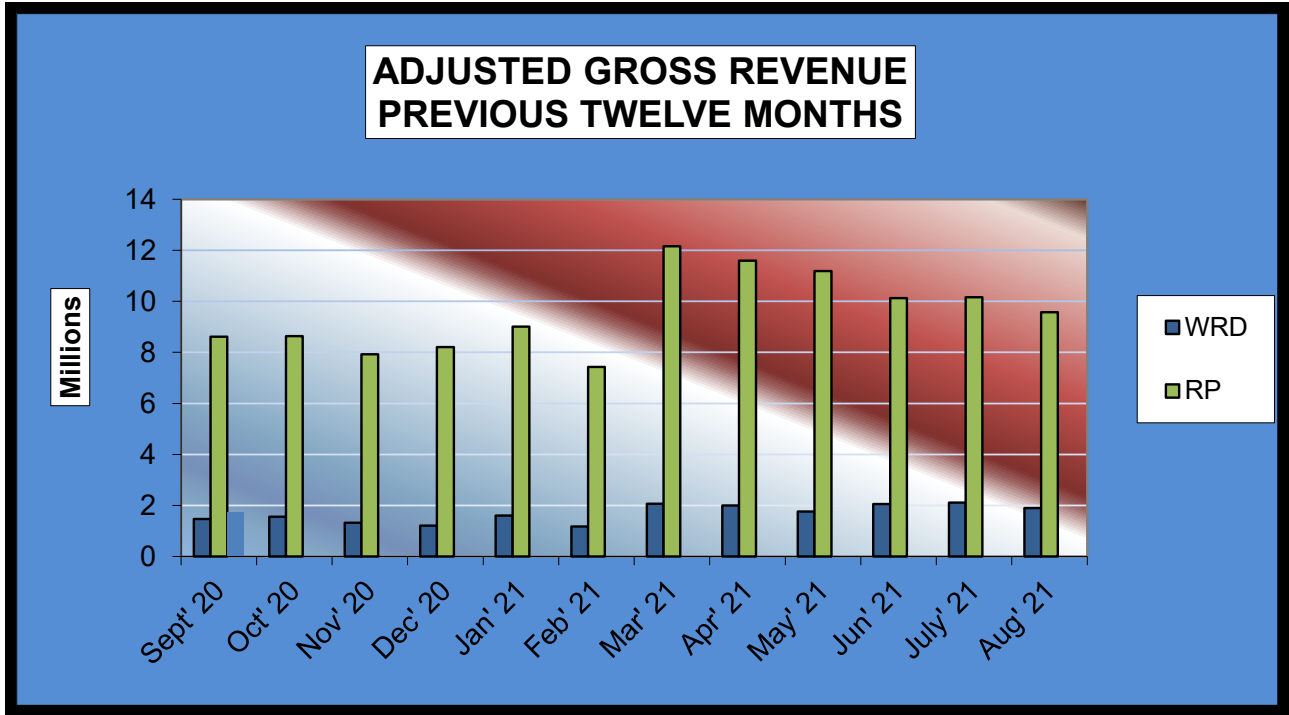


**Gaming at Oklahoma Horse Racing Tracks
Will Rogers Downs and Remington Park
Remington Park Revenue
August 2021**

<u>Remington Park</u>	<u>CURRENT MONTH</u>	<u>PRIOR MONTH</u>	<u>% CHANGE</u>	<u>August 2020</u>	<u>% CHANGE</u>
Gaming Days	31	31	0.00%	31	0.00%
Adjusted Gross Revenue	9,573,869.64	\$10,159,480.63	-5.76%	\$8,160,765.10	17.32%
State Tax					
General Revenue Fund	344,659.31	314,823.24	9.48%	223,489.87	54.22%
Education Reform	2,527,501.58	2,308,703.77	9.48%	1,638,925.74	54.22%
Oklahoma Horse Racing Commission	47,869.34	50,797.40	-5.76%	40,803.82	17.32%
Purse Fund					
<u>Purses</u>					
Thoroughbred	761,062.79	893,009.05	-14.78%	785,671.45	-3.13%
Quarterhorse	599,868.75	703,868.62	-14.78%	604,252.77	-0.73%
Paint & Appaloosa	73,270.02	85,972.92	-14.78%	73,805.50	-0.73%
Breeding Development Fund					
<u>Special Account</u>					
Thoroughbred	160,721.34	188,585.76	-14.78%	142,849.36	12.51%
Quarterhorse	229,736.97	269,566.71	-14.78%	231,415.96	-0.73%
Paint & Appaloosa	18,908.39	22,186.56	-14.78%	19,046.58	-0.73%
<u>Administration</u>					
Thoroughbred	9,454.20	11,093.28	-14.78%	9,523.29	-0.73%
Quarterhorse	8,508.78	9,983.95	-14.78%	8,570.96	-0.73%
Paint & Appaloosa	945.42	1,109.33	-14.78%	952.33	-0.73%
<u>Benevolence</u>					
Thoroughbred	4,727.10	5,546.64	-14.78%	4,761.65	-0.73%
Quarterhorse	4,254.39	4,991.98	-14.78%	4,285.48	-0.73%
Paint & Appaloosa	472.71	554.66	-14.77%	476.16	-0.72%
<u>Promotions</u>					
Thoroughbred	9,454.20	11,093.28	-14.78%	9,523.29	-0.73%
Quarterhorse	8,508.78	9,983.95	-14.78%	8,570.96	-0.73%
Paint & Appaloosa	945.42	1,109.33	-14.78%	952.33	-0.73%
Licensee	\$4,763,000.15	\$5,266,500.20	-9.56%	\$4,352,887.60	9.42%



Gaming at Oklahoma Horse Racing Tracks
 Will Rogers Downs and Remington Park
 Prior Twelve Month Graph
 August 2021



O·K·L·A·H·O·M·A
S·A·I
STATE AUDITOR & INSPECTOR



Cindy Byrd, CPA | State Auditor & Inspector

2300 N. Lincoln Blvd., Room 123, Oklahoma City, OK 73105 | 405.521.3495 | www.sai.ok.gov